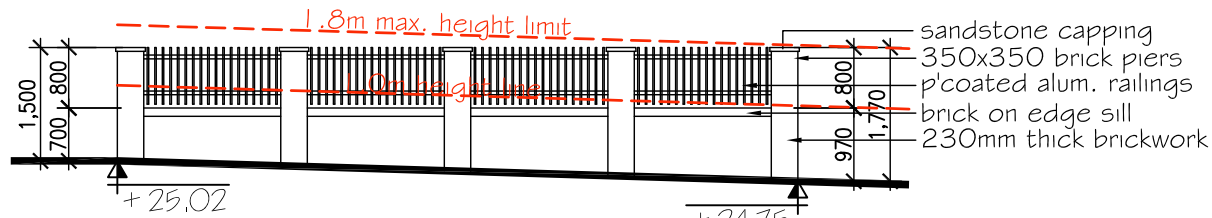


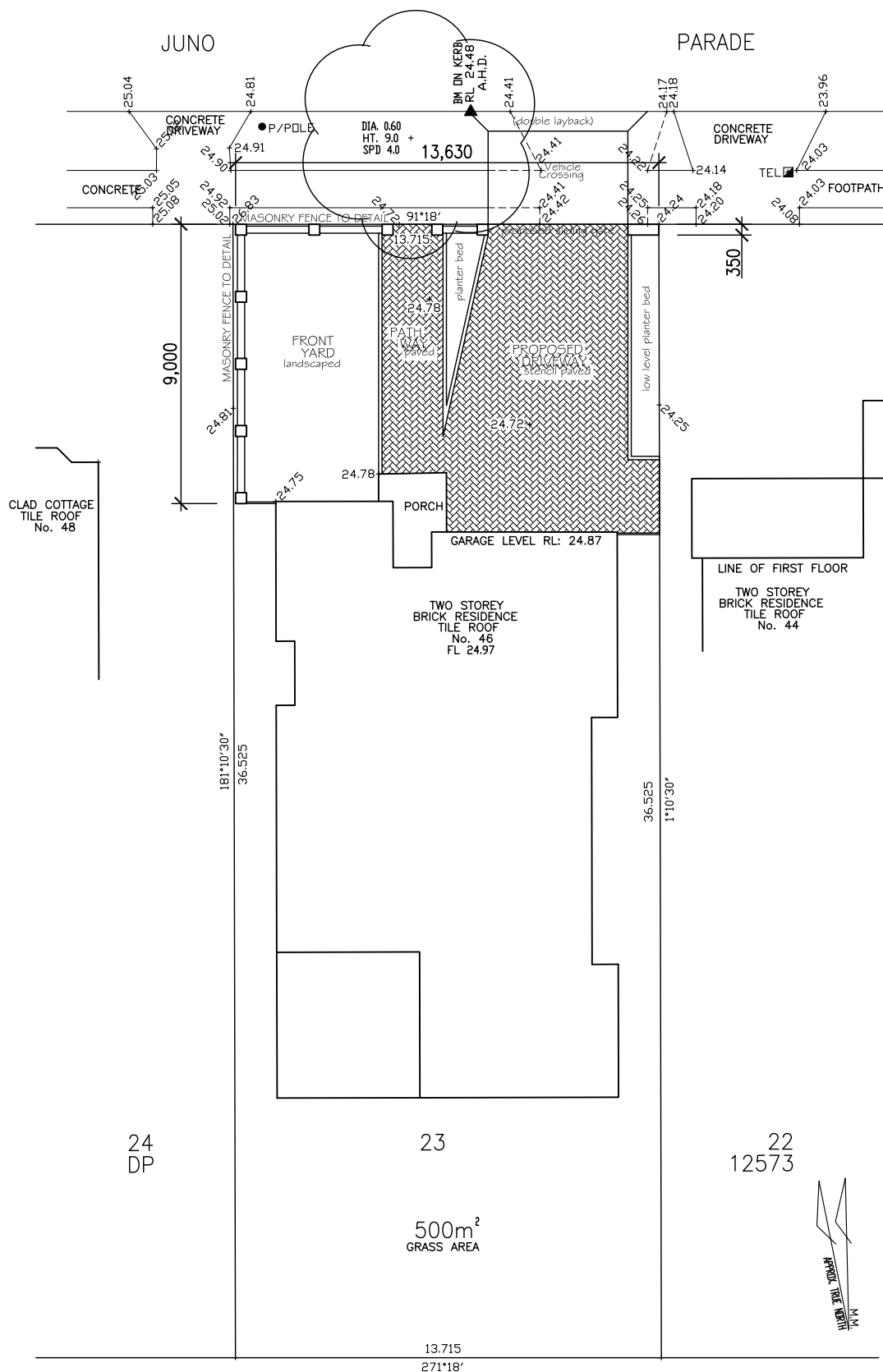
NORTH ELEVATION (Juno parade elevation)

SCALE 1 : 100



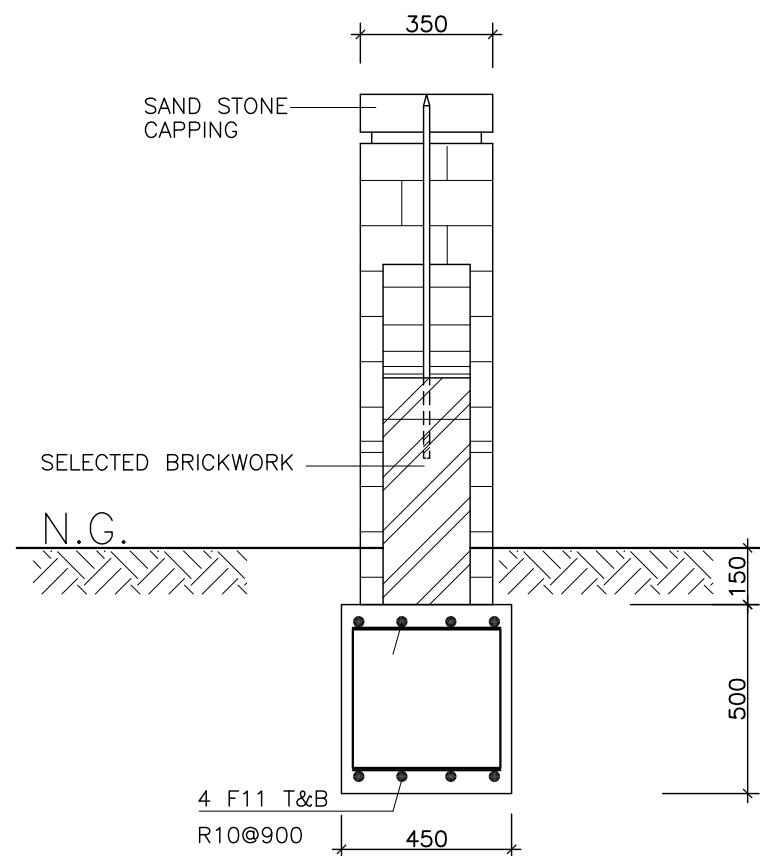
WESTERN ELEVATION

SCALE 1 : 100



SITE / GROUND FLOOR PLAN

SCALE 1 : 200



TYPICAL FENCE FOOTING DETAILS

SCALE 1 : 20

Figured dimensions & larger scale drawings shall be taken in preference to scaled readings.
This drawing shall be read in conjunction with the specifications and engineer's/consultants drawings. Check all dimensions and levels on site before commencement of work or ordering materials.
All workmanship and materials shall comply with all relevant codes, ordinances, Australian standards and manufacturer's instructions.
All discrepancies shall be brought to the attention of the director of De'bonnaire Designz

Copyright of the material shown hereon & in the accompanying CAD files / drawing sheets vests with De'bonnaire Designz.
De'bonnaire Designz warrants only the original architectural data as retained by the company.
The data files are not to be altered without the written approval of De'bonnaire Designz.
The responsibility of De'bonnaire Designz is removed if these conditions are not observed.

| Rev: | Date: | Notes: |
|------|----------|-------------------|
| A. | Oct, '23 | for DA submission |
| | | |
| | | |
| | | |
| | | |
| | | |
| | | |



| | |
|------------|--|
| Client: | Mr. DANIEL SPINNATO |
| Project: | Proposed Ffront Fence at: 46 JUNO PARADE, GREENACRE, NSW 2190 |
| Drawing: | NEIGHBOUR NOTIFICATION PLAN |
| Drawn: | S.M. |
| Date: | 16.10.2023 |
| Sheet No.: | DA-00A |
| Job No.: | 2264/23 |